



KUR'AN-I KERİM DERSİ ETKİNLİK KİTABI (5.SINIF)

Mine TAŞDEMİR KULUÇ



19 MART 2020
İSTANBUL

İÇİNDEKİLER

- 1) HARFLER VE İSİMLERİ
- 2) HARFLERİN YAZILIŞLARI
- 3) HARFLERİN MAHREÇLERİ
- 4) İNCE VE KALIN SESLİ HARFLER
- 5) HAREKELER: ÜSTÜN, ESRE, ÖTRE
- 6) CEZİM (SÜKÛN)

HARFLERİ TANIYORUZ

Aşağıdaki tabloda bazı harflerin isimleri doğru bazı harflerin isimleri yanlış yazılmıştır. İsmi doğru yazılan harflerin yanına “D”, ismi yanlış yazılan harflerin yanına “Y” yazınız.

| | | | |
|--------|---|--------|--|
| ا Elif | D | ض Dad | |
| ب Tı | Y | ط Be | |
| ت Te | | ظ Zı | |
| ث Se | | ع Ayn | |
| ج Ha | | غ Ğayn | |
| ح Hı | | ف Fe | |
| خ Cim | | ق Kef | |
| د Dal | | ك Kaf | |
| ذ Mim | | ل Lam | |
| ر Ra | | م Zel | |
| ز Ze | | ن Vav | |
| س Sin | | ه He | |
| ش Şin | | و Nun | |
| ص Ye | | ي Sad | |

HARFLERİ TANIYORUZ

BEN KİMİM?



İki dudağın birbirine vurmasıyla çıkan kuvvetli bir sesim vardır. İnce bir harfim.



Boğazın biraz evvelinden hırıltılarak çıkarılırım. Kalın bir harfim.




Dilin yan tarafını üst azı dişlere vurarak çıkarılırım. Kalın bir harfim.




Dudak içleri birbirine hafifçe bastırılmasıyla çıkarırım. İnce bir harfim.




Dudakların büzülerek ileriye doğru uzatılmasıyla çıkarırım. İnce bir harfim.



Lam ve Elif'in birleşmesinden meydana gelirim.












Boğazın sonundan, göğse bitişik olan yerden çıkarırım. İnce bir harfim.









Dilin sonunun damağa vurulmasıyla çıkarılırım. Kalın bir harfim.

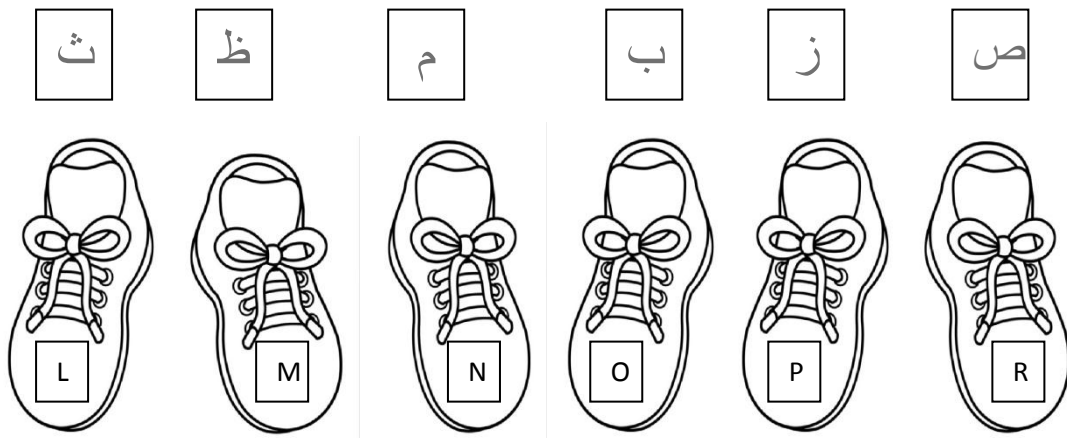
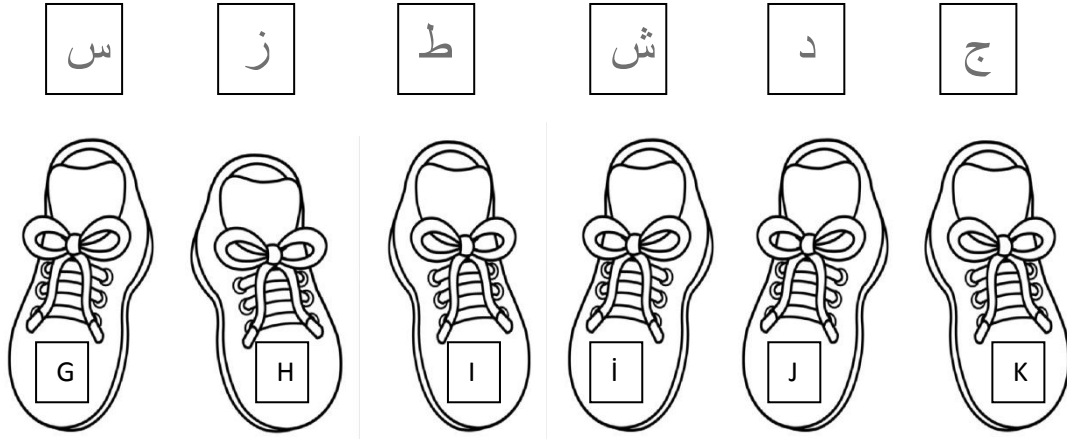
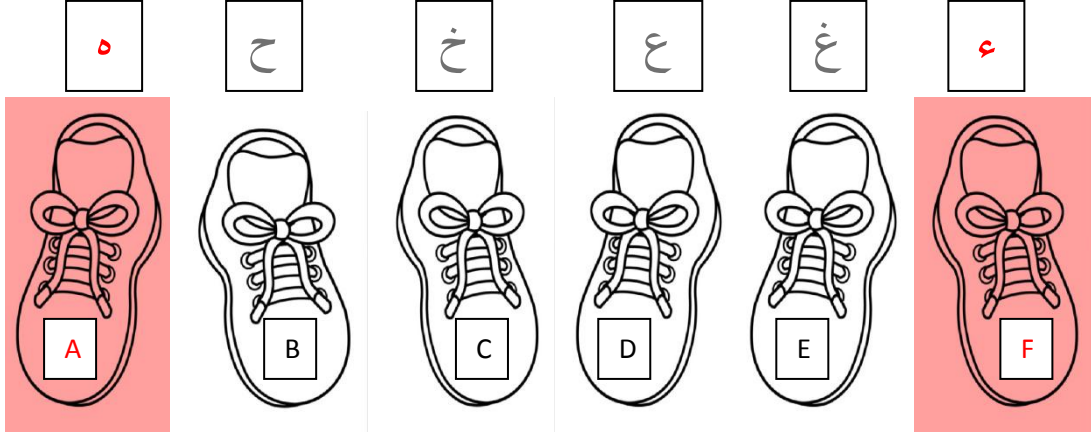
HARFLERİ TANIYORUZ



KALIN HARFLERİ TELAFFUZ EDEN KEDİLERİN GÖZLERİ YEŞİLDİR. İNCE HARFLERİ TELAFFUZ EDEN KEDİLERİN GÖZLERİ MAVİDİR. PELTEK HARFLERİ TELAFFUZ EDEN (KALIN VE İNCE) KEDİLERİN GÖZLERİ İSE KAHVERENGİDİR. BU BİLGİLERE GÖRE AŞAĞIDAKİ KEDİLERİN GÖZLERİNİ VE HARFLERİNİ KURU BOYA KALEMLERİ İLE BOYAYINIZ.



MAHREÇLERİ (ÇIKIŞ YERLERİ) AYNI OLAN HARFLERİ BULARAK AYAKKABILARI
ÖRNEKTEKİ GİBİ DOĞRU BİR ŞEKİLDE EŞLEŞTİRİREK BOYAYINIZ.



ÜSTÜN, ESRE, ÖTRE

ÖRNEKTEKİ GİBİ HARFLERİN OKUNUŞLARINI ALTLARINA YAZINIZ.

بُ بِ بَ

BÜ / Bi / BE

خُ خِ خَ

صُ صِ صَ

ذُ ذِ ذَ

يُ يِ يَ

مُ مِ مَ

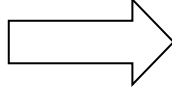
فُ فِ فَ

رُ رِ رَ

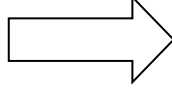
CEZİM

Aşağıdaki kelimelerin okunuşlarını yazınız.

لَمَّ



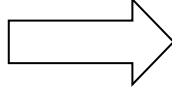
قُلِّ



أَنْتُمْ



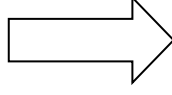
فَهُمْ



نَحْنُ



أَرَأَيْتَ



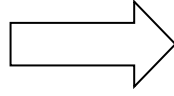
نَعْبُدُ



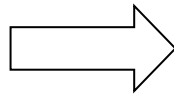
بَعْدَ



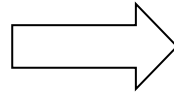
أَرْسَلَ



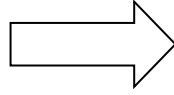
كُنْتُمْ



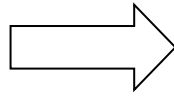
لَهُمْ



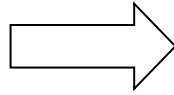
قَبْلَ



يَوْمَ



اسْتَكْبَرَ



كَيْدُهُمْ

